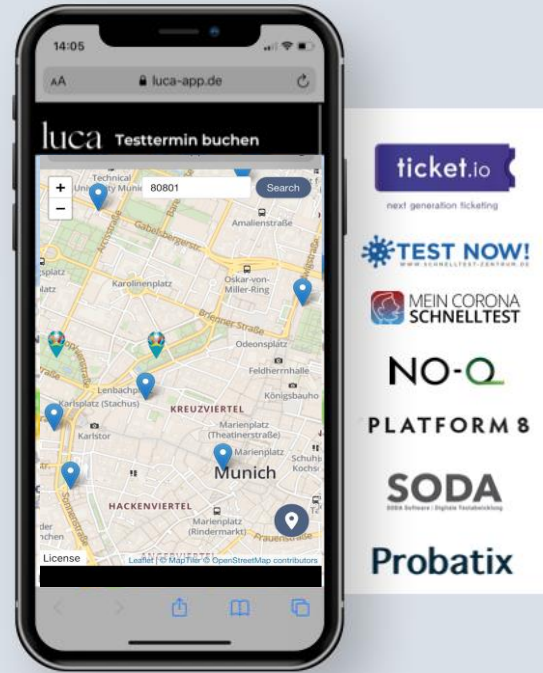


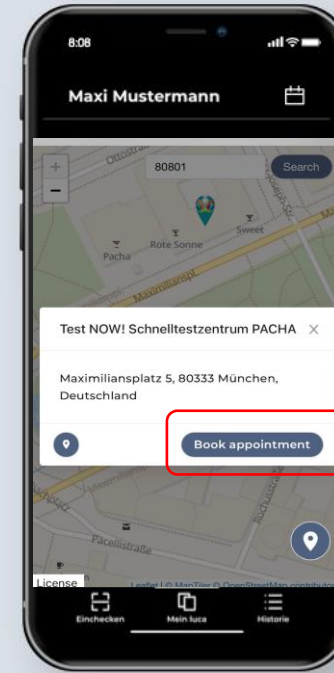
How do I make an appointment to be tested in Germany/Munich and have my result integrated into the luca app?



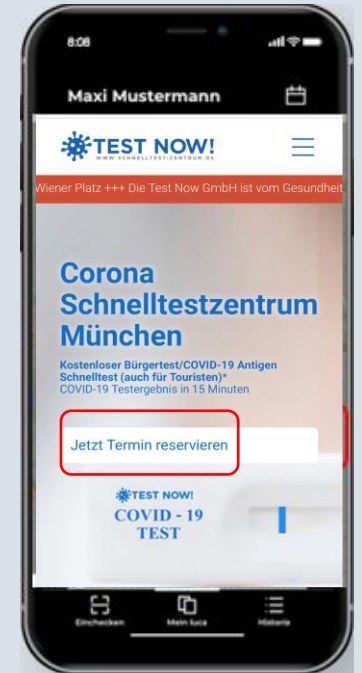
1.
Download the luca app and make an appointment at one of the luca-referenced test centres in Munich or other cities in Germany.
Click on the calendar at the top right of the homepage



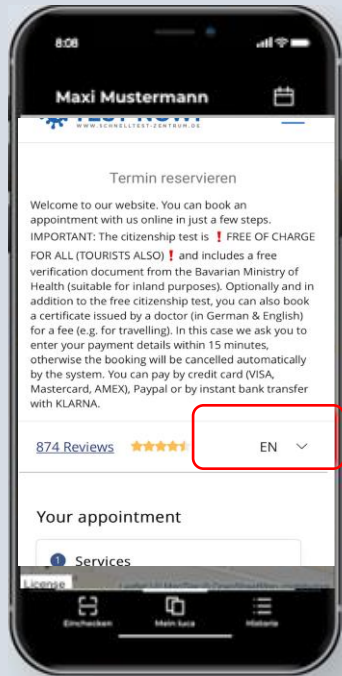
2.
Find your luca-referenced test centre
More than 3,000 test centres are registered with luca in Germany.
To find a test centre in Munich, enter the postcode of Munich (80801) in the search bar "Zip Code".
You can make an appointment either by clicking on the icons marked with the UEFA EURO 2020 logo or on the other centres marked with a blue icon.



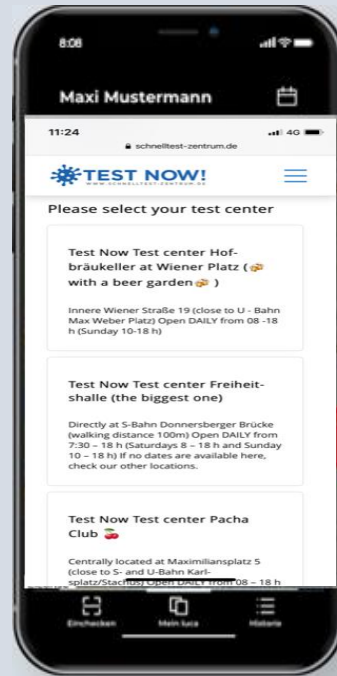
3.
Make an appointment!
Click on "Book appointment" and go to step 4 if you have clicked on one of the UEFA EURO 2020 test centres or click on "Book appointment" and follow the procedure if you have chosen another test centre.



4.
Make an appointment via the Test Now! page
You will only be directed to this page if you have chosen a UEFA EURO 2020 registered test centre.
Please click on „Jetzt Termin reservieren“



5. **Non-German speakers can switch to the English version** by selecting EN (only if you have chosen a UEFA EURO 2020 test centre)



6. **Select your test centre**
Click on the desired test centre and the option "FREE Covid 19 Antigen Rapid Test "Citizen Test" and then click on "Continue".



7. **Choose the date and the desired time slot**



8. **Go to your test centre and get your test result to upload to the app and present at the stadium.**